


Mono - Crystalline Photovoltaic Module

# SunForte PM096B00

Mono-Crystalline Photovoltaic Module

BenQ Group



Power Range  
325 ~ 335 Wp



Highly Strengthened Design

Module complies with advanced loading tests to meet 5400 Pa loading requirements



Resistance to Salt Corrosion and Humidity

Module complies with IEC 61701: Salt Mist Corrosion Testing



Back Contact Cells

No string in the front side enhances light conversion space



IP-67 Rated Junction Box

Advanced water and dust proof level



PID-Free



Superior Performance at High Temperatures

Less power loss in hot weather conditions due to the low temperature coefficient



# SunForte PM096B00 (325 ~ 335W<sub>p</sub>)

## Electrical Data

Typ. Nominal Power P <sub>N</sub>	325W	327W	330W	333W	335W
Typ. Module Efficiency	19.9%	20.1%	20.3%	20.4%	20.6%
Typ. Nominal Voltage V <sub>mp</sub> (V)	54.7	54.7	54.7	54.7	54.7
Typ. Nominal Current I <sub>mp</sub> (A)	5.94	5.98	6.04	6.09	6.13
Typ. Open Circuit Voltage V <sub>oc</sub> (V)	64.9	64.9	64.9	64.9	64.9
Typ. Short Circuit Current I <sub>sc</sub> (A)	6.39	6.46	6.52	6.58	6.62
Maximum Tolerance of P <sub>N</sub>	0 / +3%				

• Above data are the effective measurement at Standard Test Conditions (STC)  
 • STC: irradiance 1000 W/m<sup>2</sup>, spectral distribution AM 1.5, temperature 25 ± 2 °C, in accordance with EN 60904-3  
 • The given electrical data are nominal values which account for basic measurements and manufacturing tolerances of ±10%, with the exception of R<sub>s</sub>. The classifications is performed according to R.

## Temperature Coefficient

NOCT	45 ± 2 °C
Typ. Temperature Coefficient of P <sub>N</sub>	-0.33 % / K
Typ. Temperature Coefficient of V <sub>oc</sub>	-0.26 % / K
Temperature Coefficient of I <sub>sc</sub>	0.05 % / K

• NOCT: Normal Operation Cell Temperature, measuring conditions irradiance 800 W/m<sup>2</sup>, AM 1.5, air temperature 20 °C, wind spd 1 m/s

## Mechanical Characteristics

Dimensions (L x W x H)	1559 x 1046 x 46 mm (61.38 x 41.18 x 1.81 in)
Weight	18.6 kg (41.0 lbs)
Front Glass	High transmission tempered glass with AR-Tech, 3.2 mm (0.13 in)
Cell	96 high efficiency back contact cells
Back Sheet	Composite film
Frame	Anodized aluminum frame
Junction Box	IP-67 rated with 3 bypass diodes
Connector Type & Cables	TE Connectivity PV4: 1 x 4 mm <sup>2</sup> (0.04 x 0.16 in <sup>2</sup> ), Length: each 1.0 m (39.37 in)

## Operating Conditions

Operating Temperature	-40 ~ +80 °C
Ambient Temperature Range	-40 ~ +45 °C
Max. System Voltage IEC/UL	1000V / 1000V
Serial Fuse Rating	20A
Maximum Surface Load Capacity	Tested up to 5400 Pa according to IEC 61215 (advanced test)

## Warranties and Certifications

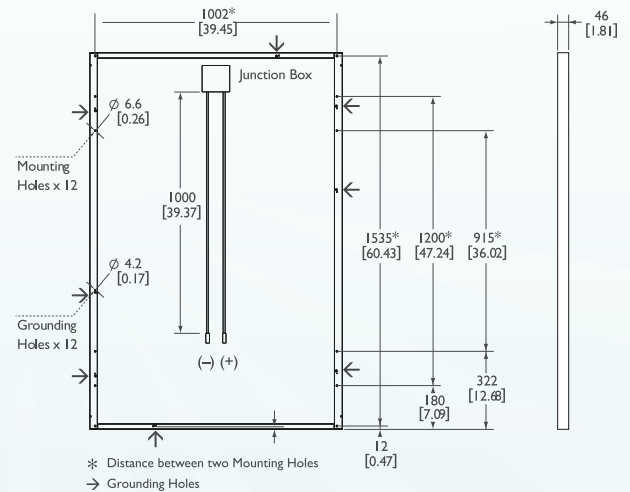
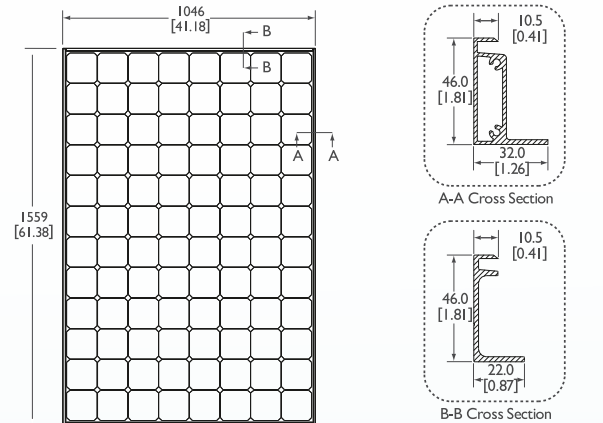
Product Warranty	Maximum 10 years for material and workmanship
Performance Guarantee	Guaranteed output of 95% for 5 years and linear degradation to 87% for 25 years
Certifications	According to IEC/EN 61215, IEC/EN 61730 and UL 1703 guidelines*

\* Please confirm other certifications with official dealers

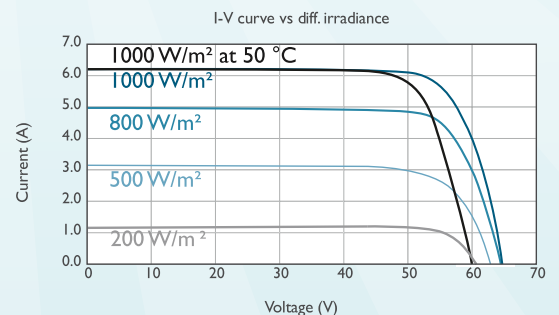
## Packing Configuration

Container	20' GP	40' GP	40' HQ
Pieces per Pallet	22	22	22
Pallets per Container	6	14	28
Pieces per Container	132	308	616

## Dimensions mm (inch)



## I-V Curve



Current/voltage characteristics with dependence on irradiance and module temperature.

**Disclaimer :** Due to constant quality improvement at our R&D center, specifications/models may change without prior notice.

To know more, visit our ELWORLD showroom at B-25, Lajpat Nagar-II, Delhi  
 Call 1800-3000-7799 | SMS ELSOLAR to 56161 | [www.elsolar.in](http://www.elsolar.in)



## Elcomponics Technologies India Pvt. Ltd.

Corporate Office : C-24, Phase-II, Noida -201305, UP, INDIA  
 Showroom (Regd. Office) : B-25, Lajpat Nagar-II, New Delhi, INDIA  
 Works : A-65, Sector-58, Noida - 201301, UP, INDIA

Tel : +91-120-4743300 | Fax : +91-120-4743399 | URL : [www.elcomponics.com](http://www.elcomponics.com) | [salesetip@elcomponics.com](mailto:salesetip@elcomponics.com)

